

# BURETI TECHNICAL TRAINING INSTITUTE ONLINE PORTAL


## ONLINE PORTAL ONBOARDING GUIDE

[www.buretitechnical.ac.ke](http://www.buretitechnical.ac.ke)  
[www.buretittiportal.ac.ke](http://www.buretittiportal.ac.ke)

## **STEP1:**


Open Favorite Browser e.g. Google Chrome, Mozilla Firefox or Microsoft Edge.

Go To The Address Bar And Type In: [www.buretittiportal.ac.ke](http://www.buretittiportal.ac.ke), On the Page Click on 'Create Account'.



18:12 | 0.1KB/s | 🔊 | 🌐 | 📶 | 🔋 45%

🏠 | 🔒 | buretittiportal.ac.ke/Accou | + | 📄 32 | ⋮



**BURETI TECHNICAL TRAINING INSTITUTE PORTAL**

**Log in**

User name or email

Password

Remember me [Forgot password?](#)

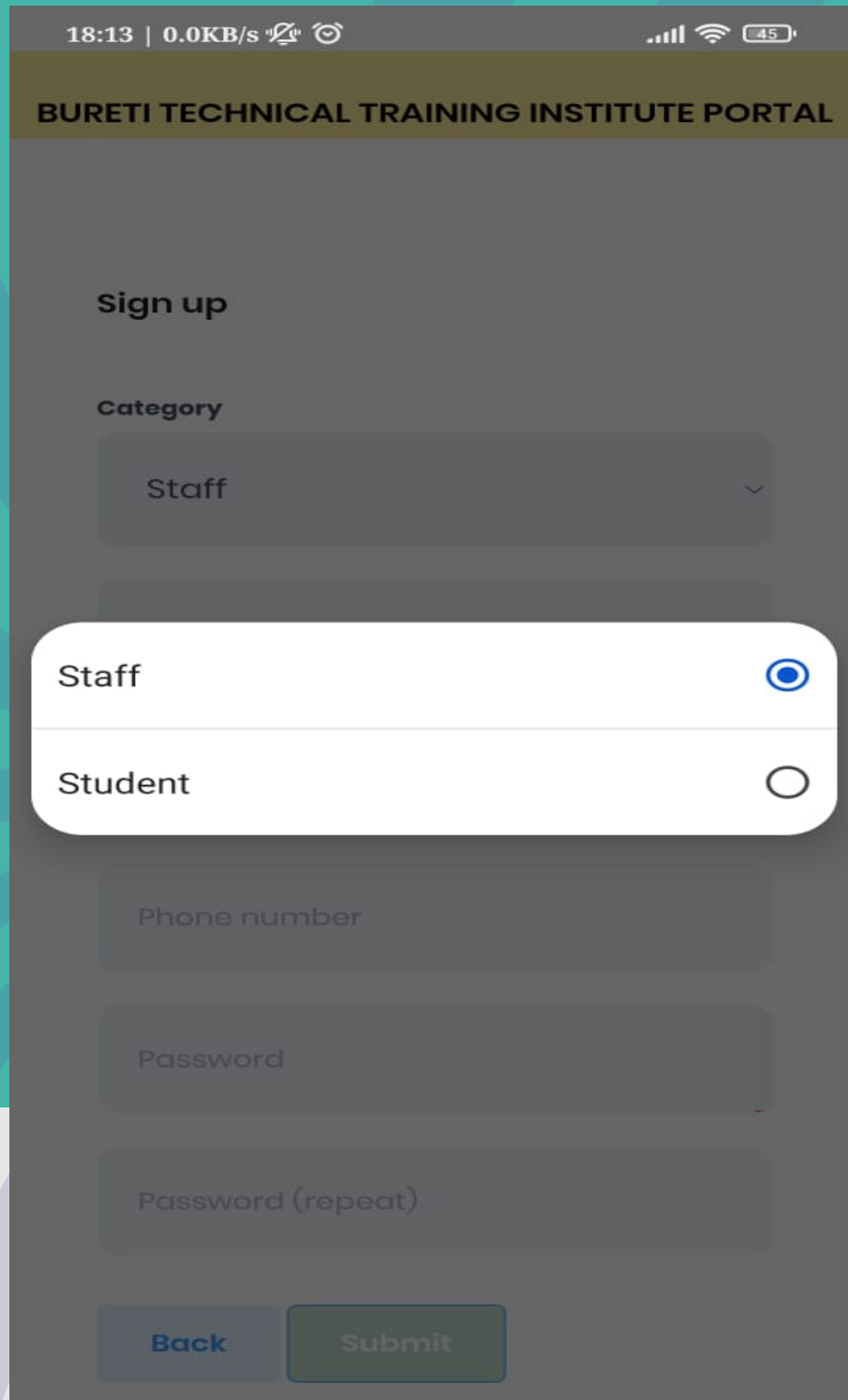
Log in

Not yet Registered ? [Create account](#) Email activation

[Download Admission Letter](#) | [Courses Offered](#) | [Course Application](#) |

## STEP 2:

On Category Select **'Student'**



18:13 | 0.0KB/s

BURETI TECHNICAL TRAINING INSTITUTE PORTAL

Sign up

Category

Staff

Staff

Student

Phone number

Password

Password (repeat)

Back Submit

### STEP 3:

Fill in the details as per the form including the password you can remember. Click **submit**.

18:15 | 0.1KB/s | 45%

buretittiportal.ac.ke/Account

### Sign up

Category

Student

AEI/7009/22 Admission Number

example@gmail.com Email Address

0700000000 Phone Number

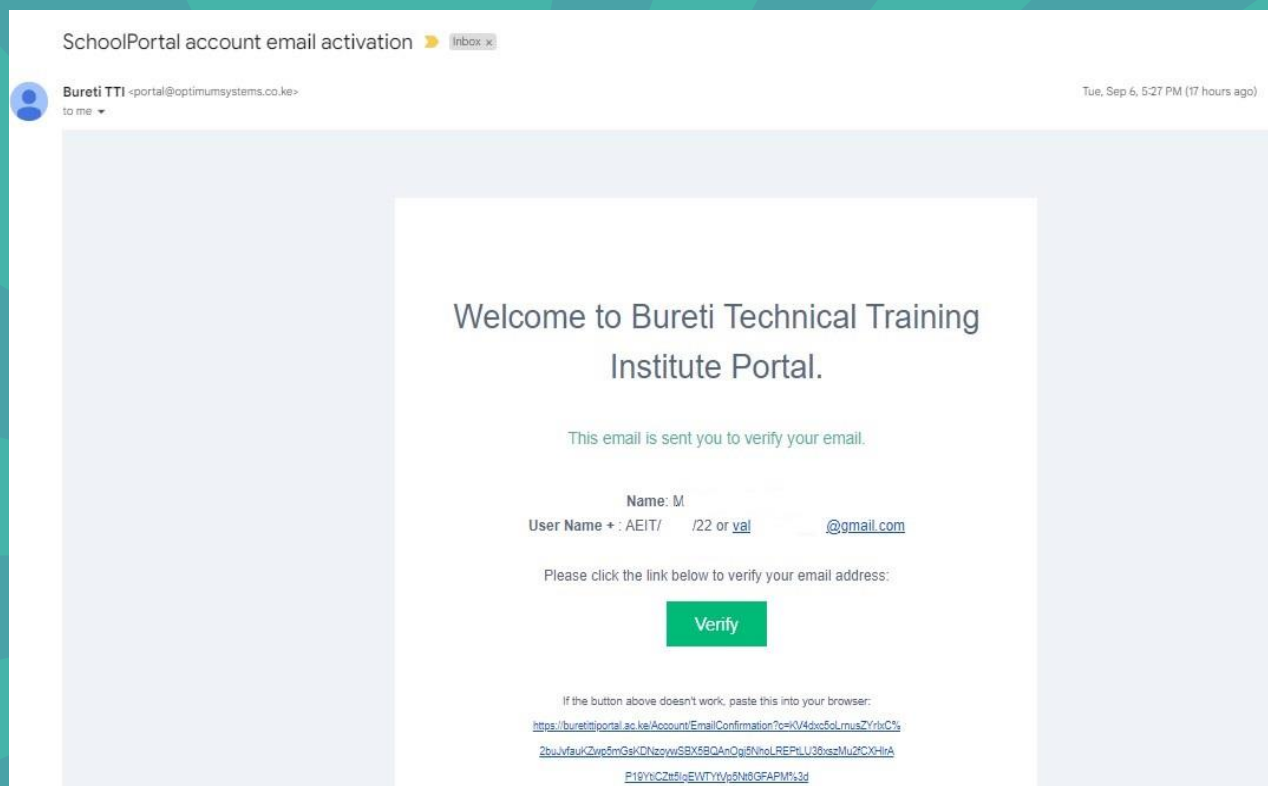
..... Password

..... Confirm Password

Back Submit

## **STEP 4:**

**Login to your email account and check for the Activation email sent from Bureti TTI. Click on the ‘Verify’ link provided to complete registration. After that you can now access your student portal from anywhere.**



**In the case where you cannot find the email communication for activation, check on the spam folder.**

**Finally login to your portal through the web address [www.buretitiportal.ac.ke](http://www.buretitiportal.ac.ke) and enjoy the services. For any inquiries contact the MIS Office.**